


Model BD 400 | Standard-Incubators with natural convection


The BINDER incubator of the BD series with natural convection is the specialist in long-term and stable continuous operation. This incubator is specially designed for gentle incubation of organisms, as well as conditioning of heat-sensitive media or microbiological heating.

BENEFITS

- Safe and reproducible incubation even under high batch throughputs in long-term operation
- Disinfection routine at 100 °C
- Stable atmosphere by inner glass door



Model 400



Model 400

MAIN FEATURES

- Temperature range: room temperature plus 5 °C to 100 °C
- APT.line™ preheating chamber technology
- natural convection
- Adjustable exhaust air flap
- Controller with timer functions
- Inner door made of tempered safety glass
- 2 chrome-plated racks
- Class 3.1 independent temperature safety device (DIN 12880) with visual temperature alarm
- Computer interface: RS 422

ORDERING INFORMATION

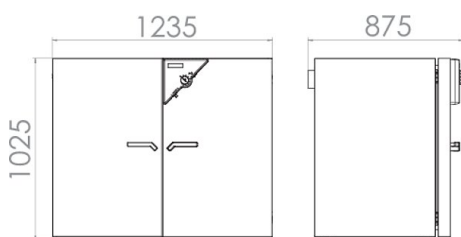
Interior volume [L]	Voltage	Option model	Version	Art.-No.
400	230 V 1~ ph 50/60 Hz	Standard	BD400-230V	9010-0073
	120 V 1~ ph 60 Hz	Standard	BD400UL-120V	9010-0176

TECHNICAL DATA

Description	BD400-230V ¹	BD400UL-120V ¹
Article Number	9010-0073	9010-0176
Performance Data Temperature		
Temperature range 5 °C above ambient temperature to [°C]	100	100
Temperature variation at 37 °C [± K]	0.5	0.5
Temperature fluctuation at 37 °C [± K]	0.1	0.1
Heating-up time to 37 °C [min]	120	120
Recovery time after 30 seconds door open at 37 °C [min]	10	10
Electrical data		
Rated Voltage [V]	230	120
Power frequency [Hz]	50/60	60
Nominal power [kW]	0.85	0.85
Unit fuse [A]	12.5	12.5
Phase (Nominal voltage)	1~	1~
Measures		
Interior volume [L]	400	400
Net weight of the unit (empty) [kg]	135	135
Permitted load [kg]	90	90
Load per rack [kg]	35	35
Wall clearance back [mm]	160	160
Wall clearance sidewise [mm]	100	100
Internal Dimensions		
Width [mm]	1000	1000
Height [mm]	800	800
Depth [mm]	500	500
Doors		
Unit doors	2	2
Housing dimensions not incl. fittings and connections		
Width net [mm]	1235	1235
Height net [mm]	1025	1025
Depth net [mm]	765	765
Environment-specific data		
Energy consumption at 37 °C [Wh/h]	56	56
Fixtures		
Number of shelves (std./max.)	2/9	2/9

1 All technical data is specified for unloaded units with standard equipment at an ambient temperature of +22 °C ±3 °C and a power supply voltage fluctuation of ±10%. The temperature data is determined in accordance to BINDER factory standard following DIN 12880, observing the recommended wall clearances of 10 % of the height, width, and depth of the inner chamber. All indications are average values, typical for units produced in series. We reserve the right to change technical specifications at any time.

DIMENSIONS incl. fittings and connections [mm]



OPTIONS

Designation	Description	*	Art.-No.
Access port with silicone plug	back		
	10 mm	01	8012-0390
	30 mm	01	8012-0397
	50 mm	01	8012-0399
	left		
	10 mm	01	8012-0388
	30 mm	01	8012-0047
	50 mm	01	8012-0051
	right		
	10 mm	01	8012-0387
	30 mm	01	8012-0046
	50 mm	01	8012-0050
	top		
	10 mm	01	8012-0386
	30 mm	01	8012-0045
	50 mm	01	8012-0049
100 mm	01, 10	8012-0053	
Alarm function for overheating	Switchable acoustic alarm, with adjustable limit value on the independent temperature safety device		
	120 V option model	-	8012-0470
	230 V option model	-	8012-0469
Analog output 4-20 mA	for temperature values (output not adjustable)	-	8012-0432
Calibration certificate, expanded	for temperature; for extending the measurement in center of chamber to include another test temperature	-	8012-1110
	for temperature, measurement in center of chamber at specified temperature	-	8012-1129
Calibration certificate, temperature	temperature measurement incl. certificate and 27 measuring points at specified temperature	-	8012-0921
	temperature measurement incl. certificate, 15- 18 measuring points at specified temperature	-	8012-0918
	temperature measurement incl. certificate, 9 measuring points at specified temperature	-	8012-0915
	temperature measurement incl. certificate, 9 measuring points at specified temperature	-	8012-0915
Door lock	lockable door handle	-	8012-0319
Inner chamber, reinforced	including 2 reinforced racks	-	8012-1731
Interior socket	Waterproof, switched flush-mounting box (CA3GD) for nominal voltage in unit interior, with cover and corresponding plug (nominal voltage; max. 500 W; max. 90 °C; protection class IP67)	07	8012-0077
Pt 100 temperature sensor	additional flexible Pt 100, interior, with external connection incl. LEMO connector (3-pin)	-	8012-0115

* Notes › See last page

ACCESSORIES

Designation	Description	*	Art.-No.
APT-COM™ 4 BASIC-Edition	for simple logging and documentation requirements with up to 5 networked units. version 4, BASIC edition	19	9053-0039
APT-COM™ 4 GLP-Edition	for working under GLP-compliant conditions. Measured values are documented in a tamper-proof way in line with the requirements of FDA Regulation 21 CFR 11. version 4, GLP edition	19	9053-0042
APT-COM™ 4 PROFESSIONAL-Edition	convenient unit and user management built on the BASIC edition. Suitable for networking up to 100 units. version 4, PROFESSIONAL edition	19	9053-0040
Data Logger Kit	T 220: For continuous temperature logging from -90 °C to 220 °C. The kit includes 1 data logger, Pt 100 sensor with 2 m extension cable and 1 magnetic fixture for mounting to the BINDER unit	19	8012-0715
Data Logger Software	LOG ANALYZE software kit, configuration and evaluation software for all BINDER Data Logger Kits (incl. USB data cable)	19	8012-0821
pH-neutral detergent	concentrated, for gentle remove of residual contaminants; 1 kg	-	1002-0016

* Notes › See last page

Designation	Description	*	Art.-No.
Qualification documents	IQ/OQ documents – supporting documents for validation performed by customers, consisting of: IQ/OQ checklists incl. calibration guide and comprehensive unit documentation; parameters: temperature, CO ₂ , O ₂ , pressure, depending on unit		
	Digital in PDF format	–	7057-0001
	Hard copy inside folder	–	7007-0001
	IQ/OQ/PQ documents – supporting documents for validation performed by customers, according to customer requirements, PQ section added to qualification folder IQ/OQ; parameters: temperature, CO ₂ , O ₂ – or pressure, depending on unit		
Rack	Digital in PDF format	–	7057-0005
	Hard copy inside folder	–	7007-0005
Rack	chrome plated	–	6004-0005
	stainless steel	–	6004-0011
Rubber pads	set anti-slip feet	–	8012-1887
Shelf, perforated	Stainless steel	–	6004-0032
Table on castors	stable cart, casters with locking brakes, dimensions: W 1,300 x D 800 x H 780 mm	–	9051-0019

* Notes › See last page

SERVICES

Designation	Description	*	Art.-No.
Installation services			
Unit installation	Unpacking and setting up of unit, connecting to existing connections, and checking function	13, 18	DL10-0100
Unit instructions	Unit function instructions for operation and programming of the controller	18	DL10-0500
Preventive maintenance			
Maintenance	Functional testing of all electrical and mechanical components, short calibration, documentation in the maintenance schedule	14, 18	DL20-0200
Calibration services			
Temperature calibration	Expansion – including certificate, each additional measuring point in center of chamber at specified test temperature	14, 16, 17, 18	DL30-0102
	Temperature calibration with 1 measuring point in center of chamber at a specified test temperature, including certificate	14, 16, 17, 18	DL30-0101
Temperature measurement, 18 measuring points	Temperature measurement with 18 measuring points at a specified test temperature, including certificate	14, 16, 17, 18	DL30-0118
Temperature measurement, 27 measuring points	Temperature measurement with 27 measuring points at a specified test temperature, including certificate	14, 16, 17, 18	DL30-0127
Temperature measurement, 9 measuring points	Temperature measurement with 9 measuring points at a specified test temperature, including certificate	14, 16, 17, 18	DL30-0109
Validation services			
Execution of IQ/OQ	Execution of IQ/OQ in accordance with qualification folder	15, 18	DL40-0100
Execution of IQ/OQ/PQ	Execution of IQ/OQ/PQ in accordance with qualification folder	15, 18	DL44-0500
Warranty service			
Warranty extension from 2 to 3 years	The warranty is extended from 2 to 3 years from the delivery date, wear parts are excluded	–	DL01-6041
Warranty extension from 2 to 5 years	The warranty is extended from 2 to 5 years from the delivery date, wear parts are excluded	–	DL01-6042

* Notes › See last page

NOTES

- 01 Condensation may occur in the area around the access port. Access ports may be placed in custom locations for an additional charge.
- 02 UL mark is not granted when this option is used.
- 03 Heat resistant only to max. 200 °C.
- 04 Only available on units rated for 230 V.
- 07 The additional heat input may affect the temperature behavior.
- 09 Not in conjunction with the optional access port, door with window and interior lighting.
- 10 Not available on 23-liter units.
- 11 Not available on 23- or 53-liter units.
- 12 Only available on units rated for 230 V or 400 V.
- 13 Installation and connections take place at unit location; transport within the company only upon consultation.
- 14 We recommend a BINDER service contract to cover unit inspections, calibrations and validations.
- 15 OQ according to Yellow Paper = completed factory validation documentation of all OQ checklists.
- 16 Sensor calibration is performed in an accredited calibration laboratory.
- 17 Calibration is performed according to the BINDER factory standard.
- 18 Quoted prices do not include travel costs. Please refer to the chapter on BINDER Service for travel costs for your region. Quoted prices for services performed in Switzerland do not include a country-specific added fee (available on request).
- 19 For additional accessories, refer to the Process documentation chapter.

BINDER GmbH
Tuttlingen, Germany
TEL +49 7462 2005 0
FAX +49 7462 2005 100
info@binder-world.com
www.binder-world.com

BINDER Asia Pacific (Hong Kong) Ltd.
Kowloon, Hong Kong, P.R. China
TEL +852 39070500
FAX +852 39070507
asia@binder-world.com
www.binder-world.com

Representative Office for CIS
Moscow, Russia
TEL +7 495 988 15 16
FAX +7 495 988 15 17
russia@binder-world.com
www.binder-world.com

BINDER Environmental Testing
Equipment (Shanghai) Co., Ltd.
Shanghai, P.R. China
TEL +86 21 685 808 25
FAX +86 21 685 808 29
china@binder-world.com
www.binder-world.com

BINDER Inc.
Bohemia, NY, USA
TEL +1 631 224 4340
FAX +1 631 224 4354
usa@binder-world.com
www.binder-world.us